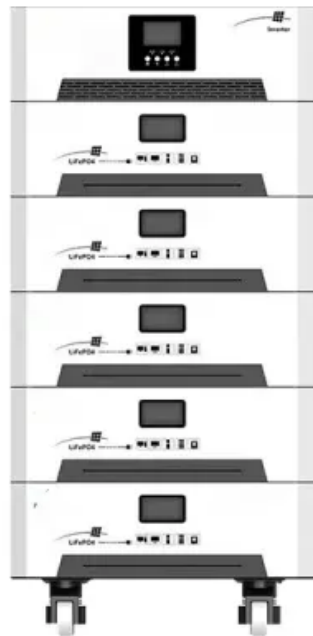
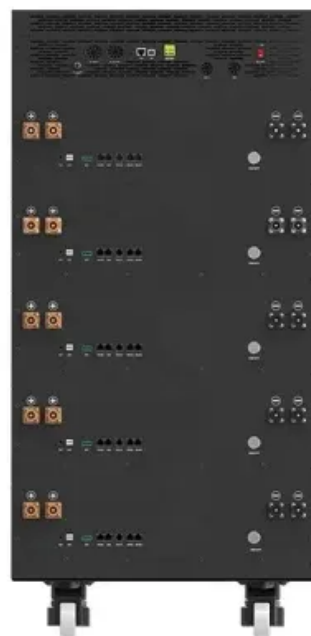


## European Solar and Energy Storage Solutions

# Vin energy Slovenia



*Positive*



*Back*



## Overview

---

A northwest to southeast band of higher potential wind energy is found across far southwest Slovenia, roughly between Gorizia, Italy and Rijeka, Croatia. Unlike the Atlantic Ocean and North Sea offshore areas of western and northern Europe, the offshore wind resources for Slovenia in the Adriatic Sea are not that.

(TPES) in was 6.80 in 2019. In the same year, production was 16.1 TWh, consumption was 14.9 TWh. .

The transportation and industrial sectors were the largest consumers of energy in Slovenia in 2019. Slovenia is a net energy importer, importing all its products (mainly for the transport sector) and natural gas, as well as some coal.

is mainly provided by (36.2% in 2019), (29.1% in 2019), and (27.9% in 2019); the three sources accounting for 93.2% of total electricity generation. Minor sources of electricity generation, each.

• • • • • .

Slovenia has a target of reducing greenhouse gasses by 18% in 2030 when compared to 2015.

Fossil fuels Coal and lignite deposits are found in the north central and northeastern regions of Slovenia; the country does not have any identified hard reserves. There is one active lignite mine in.

Slovenia, both as an independent party and a member of the , signed the in 2016. The European Union Nationally Determined Contribution (NDC) towards climate goals includes Slovenia. In the December 2020 update to the European.

What is the primary energy supply in Slovenia?

Total primary energy supply (TPES) in Slovenia was 6.80 Mtoe in 2019. In the same year, electricity production was 16.1 TWh, consumption was 14.9 TWh. The transportation and industrial sectors were the largest consumers of

energy in Slovenia in 2019.

Where is wind energy found in Slovenia?

A northwest to southeast band of higher potential wind energy is found across far southwest Slovenia, roughly between Gorizia, Italy and Rijeka, Croatia. Unlike the Atlantic Ocean and North Sea offshore areas of western and northern Europe, the offshore wind resources for Slovenia in the Adriatic Sea are not that much greater than onshore.

How many wind turbines did Slovenia have in 2022?

Slovenia had just 2 wind turbines in 2022. Onshore wind energy potential for Slovenia is typical of central and eastern Europe. A northwest to southeast band of higher potential wind energy is found across far southwest Slovenia, roughly between Gorizia, Italy and Rijeka, Croatia.

How much electricity does Slovenia use per capita?

Electricity consumption per capita exceeds 6 600 kWh (20% above the EU average). Slovenia's energy intensity has decreased at the same rate as the EU average (-1.9%/year over 2000-2019) and remained 25% higher in 2019. Benefit from up to 2 000 up-to-date data series for 186 countries in Global Energy & CO<sub>2</sub> data.

What are the different types of energy transformation in Slovenia?

One of the most important types of transformation for the energy system is the refining of crude oil into oil products, such as the fuels that power automobiles, ships and planes. No data for Slovenia for 2022. Another important form of transformation is the generation of electricity.

Does Slovenia have natural gas?

Slovenia has essentially no natural gas or petroleum reserves or production. The possibility of a gas pipeline with Hungary has been proposed for years, a pipeline exists to the border with Hungary, but as of 2023 it has not been connected to Hungary.

## Vin energy Slovenia



## Slovenia Energy Information

Slovenia has followed the EU target to cut its monthly electricity consumption by 10% from November 2022 to March 2023, achieving an 8.2% reduction (-14% for business consumers but +1% for households and small businesses).  
 Graph: ELECTRICITY CONSUMPTION (TWh)  
 Slovenia Renewable in % Electricity Production

## VIN Check Slovenia

VIN Check in Slovenia . Avoid scams and fraud when buying a used vehicle in Slovenia. Use our free VIN checker to get public information about the vehicle's history and avoid any potential problems. Please, ensure that your VIN is in proper format. 5 - 17 digits. Try a Sample VIN.



- IP65/IP55 OUTDOOR CABINET
- ALUMINUM
- OUTDOOR ENERGY STORAGE CABINET
- OUTDOOR MODULE CABINET

## Energy in Slovenia

A northwest to southeast band of higher potential wind energy is found across far southwest Slovenia, roughly between Gorizia, Italy and Rijeka, Croatia. Unlike the Atlantic Ocean and North Sea offshore areas of western and northern Europe, the offshore wind resources for Slovenia in the Adriatic Sea are not that much greater than onshore.

## Les meilleures histoires et expériences de vin slovènes

Visitez la plus ancienne cave à vin de Slovénie,

qui conserve les meilleurs vins de Haloze et de Slovenske gorice depuis 700 ans. Parmi les vins de collection, découvrez de grands trésors, comme le plus vieux vin de collection slovène et le plus grand tonneau en bois, capable de stocker plus de 22.115 litres de vin.



## Vina Slovenije - najboljše iz 3 vinorodnih regij , I feel ...

Ko govorimo o vinorodni deželi Posavje, ne moremo mimo cvetka, posebneša slovenskega vinogradništva. Posavja se je dolga leta držal sloves pridelovalca lažjih belih in rdečih vin, čeprav so v deželi zasajene tako mednarodne sorte ...



## Slovenia

Slovenia has put in place a National Renewable Action Plan to 2020, which targets a 25% share of energy generation from renewable sources in gross final energy consumption and 39% of electricity demand met by electricity generated from renewable energy so



## Energy statistics, 2022

Final energy consumption in Slovenia in 2022 was just over 201,000 TJ or about the same as a year earlier. Consumption in the transport sector represented the highest share (41%). The second highest consumer was manufacturing and construction with 25%, followed by households with 22%, service activities with 9% and other users with 3%.



## Vins de Slovénie - le meilleur des 3 régions viticoles , I feel Slovenia

Le vin véhicule de nombreuses histoires et expériences qui, soient rapprochent le vignoble slovène avec les traditions viticoles, soient mettent en avant les tendances contemporaines et l'innovation. Découvrez quelques-unes des histoires captivantes sur le vin et faites des escapades incontournables sur le thème du vin.



## Slovenia: Energy Country Profile

Slovenia: Many of us want an overview of how much energy our country consumes, where it comes from, and if we're making progress on decarbonizing our energy mix. This page provides the data for your chosen country across ...

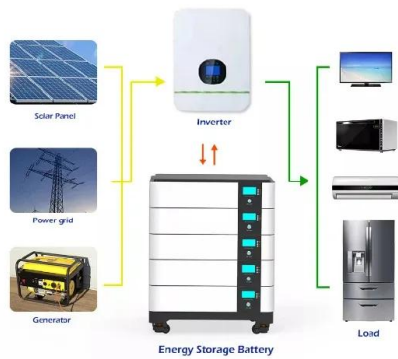
## COUNTRY REPORT [Slovenia]

150-million (USD 161m) scheme in Slovenia that aims to support the expansion of renewable energy, heat and energy storage. The programme will provide direct grants of up to EUR 25 million per beneficiary to speed up investments in renewable energy production and energy storage. Aid will be provided no later than December 31, 2025 Policies & Market



## Annual Reports on the energy sector in Slovenia

Report on the energy sector in Slovenia for 2001 ; Meta information . Display date: 04.02.2015 10:23 : Modified date; 23.10.2023 11:29: Area:



Reports: Bintegra: Search mini. Search by criteria  
 Single point of contact Registration REMIT RSS .  
 Video . Energy Agency - 20 years of regulation .

## Nobles histoires sur le vin dans les villes historiques

Faites une dégustation de vin dans les reynice, des grottes de sable de quartz qui étaient autrefois utilisées pour stocker les navets (repa). Visiter le site web. Ptuj. La ville, qui possède la plus ancienne cave à vin et le plus ancien vin slovène, est une véritable découverte pour les amateurs de vin et les gourmets.



## Energy in Slovenia and the EU-27

Energy in Slovenia and the EU-27 Energy in Slovenia and the EU-27. Of total available energy in Slovenia, in 2020 the largest share was that of petroleum products (33.0%), followed by nuclear energy (23.2%). At that time, Slovenia covered 55.5% of its energy needs with domestic energy sources, while the rest was imported.

## Nuclear energy in Slovenia

The Jožef Stefan Institute (IJS) (Slovene: Institut "Jožef Stefan") is the largest research institute in Slovenia. The institute was founded by the State Security Administration (Yugoslavia) in 1949 for atomic weapons research. Today the main research areas are physics, chemistry, molecular

biology, biotechnology, information technologies, reactor physics, energy and environment.



48V 100Ah

### VIN Energy

VIN Energy , 478 seguidores en LinkedIn. Energy Management and Monitoring , VIN Energy provide world-class solutions across Saudi Arabia & UAE to give business' the tools they need to become energy efficient. We combine cutting-edge software & hardware to give you one of the most effective energy management and monitoring systems available today.

### Slovenia: Energy Country Profile

Slovenia: Many of us want an overview of how much energy our country consumes, where it comes from, and if we're making progress on decarbonizing our energy mix. This page provides the data for your chosen country across all of the key metrics on this topic.



### Prodaja peleta Crna Gora Nikšić , Vin Energy doo

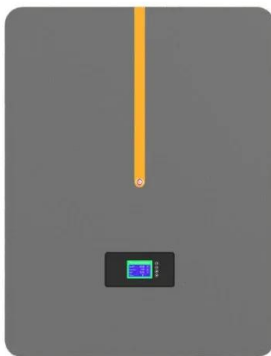
Naša firma VIN ENERGY posluje u Nikšiću i vrši pouzdanu prodaju najkvalitetnijeg peleta. Nudimo povoljne cijene i besplatnu dostavu bilo gde u Crnoj Gori. Prodaja peleta Crna Gora Nikšić? Firma posluje od 2023. godine, sa sedištem u Nikšiću. Bavimo se prodajom peleta. Dugi niz godina

bavimo se ovom delatno??u i spremni smo da za Vas



## Fêtes du vin en Slovénie , I feel Slovenia

Les habitants de Basse-Carniole sont fiers de leur vin typique, le *cvi?ek*. À la fin du printemps, un festival à Novo mesto est dédié à ce vin particulier, où en plus des dégustations de *cvi?ek*, d'autres événements vous attendent.



## 1 Energy in Slovenia

the energy needs of industrial and household consumers. Since 2017, Slovenia's energy import dependency has exceeded 50%. As far as energy sources such as natural gas and oil are concerned, Slovenia relies exclusively on imports. TABLE AND GRAPH: Energy dependency of Slovenia between 2000 and 2019

## ENERGY PROFILE Slovenia

developing areas. Energy self-sufficiency has been defined as total primary energy production divided by total primary energy supply. Energy trade includes all commodities in Chapter 27 of the Harmonised System (HS). Capacity utilisation is calculated as annual generation divided by year-end capacity x 8,760h/year. Avoided





## Energy in Slovenia and the EU-27

In 2020, almost 58,000 petajoules (PJ) of energy were available in EU-27 Member States, which is almost 380 times as much as in Slovenia. The largest share of the total energy (41.7%) was generated on the EU-27 territory, while 24.4% was imported from the Russian Federation.

## Renewable energy in Slovenia , CMS Expert Guides

When adopting measures in the field of renewable energy, particular attention will be paid to the de-bureaucratisation, and acceleration, of the permitting process for the installation of energy production facilities. Slovenia will also actively pursue the introduction and rapid expansion of installation of solar and wind energy production



## Contact Us

For catalog requests, pricing, or partnerships, please visit:  
<https://www.ssab-proiect.eu>