

## European Solar and Energy Storage Solutions

# Generation hours and effective wind hours



## Overview

---

Are wind turbines generating electricity daily or hourly?

Electricity generation from wind turbines in the United States set daily and hourly records in the final months of 2020. Hourly data collected in the U.S. Energy Information Administration's (EIA) Hourly Electric Grid Monitor show an hourly record set late in the day on December 22 and a daily record set on the following day.

Where can I find wind speeds and estimated generation?

PLUSWIND provides wind speeds and estimated generation on an hourly basis at almost all wind plants across the contiguous United States from 2018–2021. The repository contains wind speeds and generation based on three different meteorological models: ERA5, MERRA2, and HRRR. Data are publicly accessible in simple csv files.

What are wind speeds and generation based on?

The repository contains wind speeds and generation based on three different meteorological models: ERA5, MERRA2, and HRRR. Data are publicly accessible in simple csv files. Modeled generation is compared to regional and plant records, which highlights model biases and errors and how they differ by model, across regions, and across time frames.

Why do we need hourly wind speed profiles?

Detailed understanding of hourly wind speed profiles is also needed to evaluate new wind plant technologies and system controls strategies, such as systems that minimize wake losses 14, 15, 16, or turbine configuration options designed to maximize output at different wind speeds 17.

How many MWh does wind generate in a year?

In 2020, wind electricity generation reached a record-breaking 1.76 million MWh on average. This accounts for approximately 9% of the total electricity

generation in the U.S. for the year.

How does wind generation affect the value of a power plant?

For example, the match between hourly wind generation and hourly electricity demand can impact assessments of the value of wind plants 1, 2, 3, 4, 5, 6, the timing of wind output can influence operational decisions across power grids 7, 8, and can even impact long term planning 9, 10, 11, 12.

## Generation hours and effective wind hours



### Two sites are being considered for wind power generation. In

Find step-by-step Engineering solutions and your answer to the following textbook question: Two sites are being considered for wind power generation. In the first site, the wind blows steadily ...

### Solved A site is being considered for wind power generation.

A site is being considered for wind power generation. At this site, the wind blows steadily at  $|V|$  m / s for  $t$  hours per year. Assuming the wind velocity is negligible at other times for simplicity, ...



### A database of hourly wind speed and modeled generation for US ...

PLUSWIND provides wind speeds and estimated generation on an hourly basis at almost all wind plants across the contiguous United States from 2018-2021. The repository contains wind ...



### Wind power installed capacity, generation, and annual ...

Download scientific diagram , Wind power

installed capacity, generation, and annual equivalent hours at full capacity (HFC) for the year 2015 (data taken from [3]). from publication: An Overview




## Wind Energy Factsheet

Annual global onshore wind installations surpassed 100 GW for the first time in 2023, while the U.S. experienced a slowdown. 10.8 GW of offshore wind capacity was added worldwide, a 24% increase from 2022, bringing global offshore ...

## Analysis on the Generating Equipment Availability Hours in China

This paper analyzes the average utilization hours and their affecting factors of power generation equipment in China since 1978 also explores the main causes for the decline of the average ...



## U.S. wind generation sets new daily and hourly records ...

In the final months of 2020, electricity generation from wind turbines in the United States set daily and hourly records. Hourly data collected in the U.S. Energy Information Administration's (EIA) Hourly Electric Grid ...

## Full load hours for onshore and offshore wind, 2030 ...

In fact, wind energy production increases so much-five-fold from 7% of Nordic generation to 30% by 2050-that its generation comes to far exceed domestic demand, even with the drop in nuclear

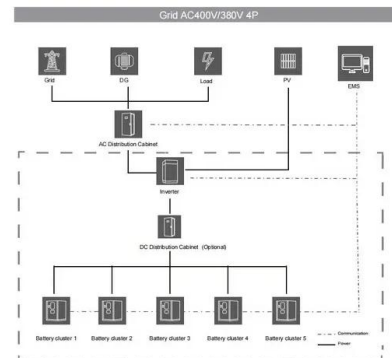


## How much of the UK's energy is renewable? , National Grid Group

2022 was the UK's highest year on record for zero carbon generation so far at 138 terawatt-hours (TWh), with 133TWh generated in 2023, and the records for renewables continue to come.

## 8760-Based Method for Representing Variable Generation ...

load and variable generation (VG) data o "8760" but only use top 100 hours for CV o Curtailment based only on hours when net load < mingen D'Annunzio, C.; Santoso, S. (2008). " ...



## Full load hours for onshore and offshore wind, 2030-2049. Source

In fact, wind energy production increases so much-five-fold from 7% of Nordic generation to 30% by 2050-that its generation comes to far exceed domestic demand, even with the drop in ...



## A review of short-term wind power generation forecasting

...

Effective wind power forecasting plays a pivotal role in seamlessly integrating wind energy into the power grid. As wind generation continues to expand, precise forecasts are indispensable for

...



## a database of hourly wind speed and modeled generation for ...

The PLUSWIND repository provides a unified set of hourly wind speed and generation estimates based on information from three meteorological models; from multiple sources of data about



## Two sites are being considered for wind power generation. In

Find step-by-step Engineering solutions and your answer to the following textbook question: Two sites are being considered for wind power generation. In the first site, the wind blows steadily ...



## A database of hourly wind speed and modeled generation for US wind ...

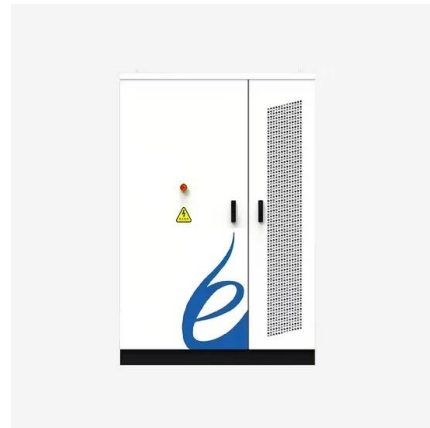
The Plant-Level US multi-model WIND and generation (PLUSWIND) data repository helps to address these challenges. PLUSWIND provides wind speeds and estimated generation on an ...



## A review of short-term wind power generation forecasting ...

...

The researchers' method was able to predict wind energy levels 48 hours in advance and provide useful forecasts for wind energy (Sideratos and Hatziargyriou, 2007). Kariniotakis and ...



## Contact Us

---

For catalog requests, pricing, or partnerships, please visit:  
<https://www.ssab-proiect.eu>