


European Solar and Energy Storage Solutions

G power energy Saint Pierre and Miquelon



G power energy Saint Pierre and Miquelon



Electricity Demand of Saint Pierre and Miquelon 2000-2021

Saint Pierre and Miquelon's electricity demand is a dynamic and vital component of its energy landscape. It reflects the nation's growing need for electrical power to support various sectors, including residential, commercial, industrial, and transportation.

Saint Pierre and Miquelon: Energy Country Profile

Saint Pierre and Miquelon: Many of us want an overview of how much energy our country consumes, where it comes from, and if we're making progress on decarbonizing our energy mix. This page provides the data for your chosen country across all of the key metrics on this topic.



Electricity in St. Pierre & Miquelon in 2022

Currently, the state of electricity consumption in St. Pierre & Miquelon is heavily dependent on fossil fuels, with 100% of its electricity generated from fossil sources. This entirely fossil-based electricity supply poses significant environmental challenges, including elevated greenhouse gas emissions and air pollution, contributing to global climate change and local health issues.

Electricity Generation of Saint

Pierre and Miquelon 2000-2021

Saint Pierre and Miquelon's Electricity Generation by Fuel Source in 2021. In 2021, Other Fossil was the largest generator of electrical energy in Saint Pierre and Miquelon with 100.0% of the ...



2MW / 5MWh
Customizable

Plug For Saint Pierre and Miquelon: What You Need To Know

Can North Americans use Electronics in Saint Pierre and Miquelon without an Adapter? No! North Americans will need an adapter for the outlets and a transformer for the voltage when traveling to Saint Pierre and Miquelon. North Americans device plugs will not work with the outlet types in Saint Pierre and Miquelon. Also, the voltage in Saint Pierre and Miquelon is different from ...

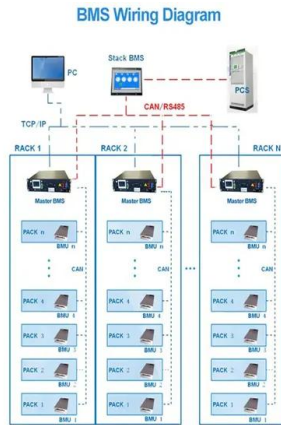
August Weather in Saint Pierre and Miquelon

Over the course of August in Saint Pierre and Miquelon, the length of the day is rapidly decreasing on the start to the end of the month, the length of the day decreases by 1 hour, 29 minutes, implying an average daily decrease of 2 minutes, 59 seconds, and weekly decrease of 20 minutes, 51 seconds.. The shortest day of the month is August 31, with 13 hours, 21 ...



Saint Pierre and Miquelon

The power sockets in Saint Pierre and Miquelon are of type E. The standard voltage is 230 V at a



frequency of 50 Hz. You need a power plug (travel) adapter in Saint Pierre and Miquelon. Other languages. Espagnol. Francais. Deutsch. Nederlands. Power Plugs & Sockets of the World.

Saint Pierre and Miquelon

Legislative branch. description: unicameral Territorial Council or Conseil Territorial (19 seats - Saint Pierre 15, Miquelon 4; members directly elected in single-seat constituencies by absolute majority vote in 2 rounds if needed to serve 6-year terms); Saint Pierre and Miquelon indirectly elects 1 senator to the French Senate by an electoral college to serve ...



Saint-Pierre, Saint Pierre and Miquelon

The commune of Saint-Pierre is made up of the island of Saint-Pierre proper and several nearby smaller islands, such as L'Île-aux-Marins. Although containing nearly 90% of the inhabitants of Saint Pierre and Miquelon, the commune of Saint-Pierre is considerably smaller in terms of area than the commune of Miquelon-Langlade, which lies to its northwest on Miquelon Island.

Saint-Pierre-and-Miquelon

Saint-Pierre-and-Miquelon is located in the North Atlantic Ocean, east of the Canadian coast. of wind power in the energy mix of the territory. Renewable energies should account for up to 50% of the archipelago's energy mix by 2023.

GDP: EUR 240 million (2015) GDP per capita: EUR 24 463 (2015)



October Weather in Saint Pierre and Miquelon

Saint Pierre and Miquelon is located near a large body of water (e.g., ocean, sea, or large lake). This section reports on the wide-area average surface temperature of that water. The average surface water temperature in Saint Pierre and Miquelon is decreasing during October, falling by 7°F, from 54°F to 47°F, over the course of the month.

STATISTICAL PROFILE Saint Pierre and Miquelon

power have been calculated as renewable generation divided by fossil fuel generation multiplied by reported emissions from the power sector. This assumes that, if renewable power did not exist, fossil fuels would be used in its place to generate the same amount of power and using the same mix of fossil fuels.



Electricity Generation of Saint Pierre and Miquelon 2000-2021

Saint Pierre and Miquelon's Electricity Generation by Fuel Source in 2021. In 2021, Other Fossil was the largest generator of electrical energy in Saint Pierre and Miquelon with 100.0% of the total

electricity produced.



Saint Pierre and Miquelon Climate, Weather By Month, Average

A wet day is one with at least 0.04 inches of liquid or liquid-equivalent precipitation. The chance of wet days in Saint Pierre and Miquelon varies throughout the year. The wetter season lasts 6.0 months, from October 17 to April 18, with a greater than 34% chance of a given day being a wet day. The month with the most wet days in Saint Pierre and Miquelon is November, with an ...



Saint Pierre and Miquelon Natural Resources

Saint Pierre and Miquelon electricity, natural gas, oil, energy and natural resources provided. CountryReports - Your World Discovered! Saint Pierre and Miquelon Overview People Government - Politics Geography Environment & Climate Economy

STATISTICAL PROFILE Saint Pierre and Miquelon

Saint Pierre and Miquelon 100% 0% Oil Gas
Nuclear Coal + others Renewables 100%

Hydro/marine Wind Solar Bioenergy Geothermal
 100% Electricity (TJ) Direct bioenergy (TJ)
 Avoided emissions from renewable power
 Reduction in power emissions due to RE in
 ENERGY AND EMISSIONS Energy-related CO 2
 emissions by sector Elec. & heat generation CO 2



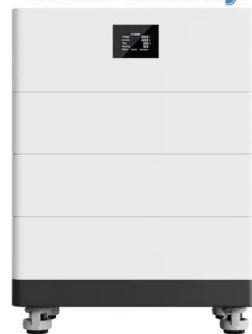
Saint Pierre and Miquelon , Tracking SDG 7

Saint Pierre and Miquelon; Saint Pierre and Miquelon. Search Countries. Afghanistan. Albania. Algeria. Power Purchasing Parity (constant 2017 international \$) from the World Year : 2017. Renewable Energy (% of Total Final Energy Consumption) Year : 2021. Energy Efficiency (MJ per USD 2017 PPP) Year : 2021. Country Value. N/A. 4.6

Saint Pierre and Miquelon

Map of the exclusive economic zone of Saint Pierre and Miquelon. France claimed a 200-nautical-mile (370 km; 230 mi) exclusive economic zone for Saint-Pierre and Miquelon, and in August 1983 the naval ship Lieutenant de vaisseau Le Hénaff and the seismic ship Lucien Beaufort were sent to explore for oil in the disputed zone. [40] In addition to the potential oil reserves, cod ...

High Voltage Solar Battery



Saint-Pierre et Miquelon

Saint-Pierre et Miquelon Overview: Saint-Pierre et Miquelon, an archipelago off the south coast of Newfoundland, Canada, is a self-governing overseas territorial collectivity of France. Saint-Pierre et Miquelon's economy was based

primarily on fishing; however, the cod moratorium declared for Newfoundland in 1992 had a



Contact Us

For catalog requests, pricing, or partnerships, please visit:
<https://www.ssab-proiect.eu>