

## European Solar and Energy Storage Solutions

# Commercial energy monitoring system St Vincent and Grenadines



## Commercial energy monitoring system St Vincent and Grenadines

---



### St. Vincent and the Grenadines Energy Snapshot 2020

Energy Transition Initiative: Island Energy Snapshot - St. Vincent and the Grenadines; U.S. Department of Energy (DOE), NREL (National Renewable Energy Laboratory) Program Document · Sat Aug 01 00:00:00 EDT 2015 · OSTI ID: 1686268

### ST. VINCENT AND THE GRENADINES

Yachts Engaged in Commercial Trade SVG Code - Edition 2008-Rev 4 ST. VINCENT AND THE GRENADINES SAFETY CODE OF PRACTICE FOR PLEASURE YACHTS ENGAGED IN COMMERCIAL TRADE Applicable for crafts under charter, which are not considered by the Administration to be passenger ships, and which do not carry more than twelve (12) ...



### 2017 ENERGY REPORT CARD ST. VINCENT AND THE ...

ST. VINCENT AND THE GRENADINES' ENERGY SECTOR PERFORMANCE AGAINST TARGETS Indicator Base /Current Performance Commercial 13% Industry Other ENERGY CONSUMPTION BY SECTOR (1201BOE/day), 2012; Source: IDB (2015) Management System 25. Name of Energy Data Management System RE as % of installed Power Capacity ...

## Energy Efficiency , Xylem Saint Vincent and the Grenadines

Commercial Buildings; Commercial Pools & Water Parks; Commercial Shipping & Ship Building; Communication Networks; Construction; Energy & Power; Environmental Monitoring & Analysis; Food & Beverage; General Industry; Life Sciences, Pharma & Biopharma; Mining, Quarrying & Aggregates; Municipal Drinking Water Treatment & Distribution



## ST. VINCENT AND THE GRENADINES

This document presents St. Vincent and the Grenadines' Energy Report Card (ERC) for 2021. The ERC provides an overview of the energy sector performance in St. Vincent and the Grenadines. The ERC also includes energy efficiency, technical assistance, workforce, training . and capacity building information, subject to the availability of data.

## Saint Vincent and the Grenadines: Energy Country Profile

Saint Vincent and the Grenadines: Many of us want an overview of how much energy our country consumes, where it comes from, and if we're making progress on decarbonizing our energy mix. we want to transition our energy systems away from fossil fuels towards low-carbon sources. Energy intensity can therefore be a useful metric to



## Energy Action Plan for St. Vincent and the Grenadines



Energy Action Plan for St. Vincent and the Grenadines - First Edition 6 II. Current Situation  
 2.1 Fuel imports and energy costs Saint Vincent and the Grenadines (SVG) has a population of 100,272 (2006 estimate)<sup>1</sup> inhabitants, with approximately 92,000 of those living on the main island, St. Vincent.

## Energy Snapshot St Vincent and the Grenadines

Energy Snapshot St Vincent and the Grenadines  
 This profile provides a snapshot of the energy landscape of St Vincent and the Grenadines--islands between the Caribbean Sea and North Atlantic Ocean, north of Trinidad and Tobago. St Vincent's utility residential rates start at \$0.26 per kilowatt-hour (kWh), which is



## United Nations Development Programme Country: St.

encourage the establishment of more sustainable energy systems. Energy Situation in Saint Vincent and the Grenadines 8. St. Vincent and the Grenadines (SVG) is a multi-island state comprising the main island of St. Vincent and seven smaller inhabited islands as well as about 30 uninhabited islets

## ST. VINCENT AND THE GRENADINES

Energy Data Electricity System Losses (%)  
 SCECNMC LCES OTER ENERGY SECTR SU-LCES  
 SCECNMCS Cabinet of the Government of St. Vincent and the Grenadines oversees the utility and VINLEC self-regulates. AN INSTITUTION OF

Commercial 0 to 17 kWh 5.55 8 18 to 150,000 kWh 0.19 More than 150,000, less than 200,000 kWh 0.18

Solar




## 2019 ENERGY REPORT CARD ST. VINCENT & THE ...

This document presents St. Vincent & the Grenadines Energy Report Card (ERC) for 2019. The ERC provides an overview of the energy sector performance in St. Vincent & Commercial 0 - 17 6.442 18 - 150,000 0.23 150,000 - 200,000 0.22 > 200,000 0.21 Electricity System Losses (MWh) 10,049 Energy Use (MWh) Per Capita 1.25 1 This is a flat rate

## St. Vincent and the Grenadines


St. Vincent and the Grenadines U.S. Department of Energy Energy Snapshot Residential \$0.19 Commercial \$0.20 Industrial \$0.16 Street Lights \$0.21 Electricity Sector Overview Electricity Generation Mix Energy Consumption by Sector 18% Residential 13% Island Energy Snapshot, St. Vincent and the Grenadines



## 2020 ENERGY REPORT CARD ST. VINCENT & THE ...


The ERC provides an overview of the energy sector performance in St. Vincent and the Grenadines. The ERC also includes energy efficiency, technical assistance, workforce,

training, and capacity building information, subject to the availability of data. This ERC includes data and information that was provided by government ministries, agencies, or



## ST. VINCENT AND THE GRENADINES

AN INSTITUTION OF ENERGY SECTOR SUMMARY. POPULATION (ESTIMATED) GDP (USD) PER CAPITA. 110,295 [1] \$7,996 [2] Debt as % of GDP Human Development Index. 89.35% [3] 0.751 [4] National Energy Policy. None. St. Vincent and the Grenadines Sustainable Energy for SVG: The Government's National Energy Policy [6] Renewable Energy (RE) Policy National



## 2020 ENERGY REPORT CARD ST. VINCENT & THE ...

St. Vincent and the Grenadines Energy Unit and St. Vincent and the Grenadines Electricity Services (VINLEC) National System Losses (%) 7.16% Energy Use (kWh) Per Capita 1593.79 Energy Intensity (BTU/\$) Not Available Climate COMMERCIAL INDUSTRIAL 0 TO 17 18 TO 150,000 MORE THAN 150,000, LESS THAN 200,000 MORE THAN 200,000

## Solife Solar - Solar Energy for the Eastern Caribbean

Our solar monitoring system enables the consumer the ability to track their total solar input and output from their solar system. In turn

this knowledge helps with energy consumption and management. St. Vincent and the Grenadines T: ...



## Energy Snapshot St Vincent and the Grenadines

owned by VINLEC and the government in St. Vincent and the Grenadines.<sup>8</sup> There are approximately 24 kW of residential and commercial distributed PV systems connected to the grid in St Vincent and an additional 14 kW of systems in Bequia. Caribbean Power conducted potential studies for geothermal resources from 1996 to 2000 and identified 100-890 MW

## Contact Us

---

For catalog requests, pricing, or partnerships, please visit:  
<https://www.ssab-proiect.eu>