

European Solar and Energy Storage Solutions

Chad metworld energy



Chad metworld energy



World Energy Council , World Energy Council

With an electrification rate of about 11%, Chad faces serious energy challenges. However, the agreement to restructure its external debt obtained in February 2018, the country seems to be entering a phase of economic growth, which could benefit the energy sector. In August 2018, energy players agreed on a strategy for the energy sector.

Construction of 200MW Photovoltaic Energy Storage Power Station in Chad

Only 6.4% of Chad's population have access to reliable electricity. According to data from the International Renewable Energy Agency (IRENA), as of the end of 2019, Chad's installed solar capacity was 1 MW. The United States Agency for International Development estimates that the total power generation of this landlocked country is only 125



Deye inverters and Deye batteries are more compatible.


Energy Profile Chad - Power Library

Chad has one of the lowest electrification rates in Africa, with only 6.4% of the population having access to electricity by 2012. There is a significant gap between urban and rural areas (18.3% in urban areas vs. 3.1% in rural areas). Access to modern cooking fuels is also extremely limited, with only 4.79% of the population using non-solid fuels.



Chad: Energy Country Profile

Chad: Many of us want an overview of how much energy our country consumes, where it comes from, and if we're making progress on decarbonizing our energy mix. This page provides the data for your chosen country across all of the key metrics on this topic.



Another 100 MW of Solar Under Development in Chad

"Chad is emerging from the shadows," said Idriss Deby, the president of Chad during a ceremony to lay the foundation stone for two future photovoltaic power plants to be built in the Gaoui district on the outskirts of N'Djamena, the country's capital. (SNE), and meet the capital's electrical energy needs, the two projects will have a

(No) Power to the People: Oil and the Politics of Energy ...

The core reason for these failures in widening energy access is political in nature. While protracted insurgencies and Chad's daunting geography have deterred some investors and increased the costs for government and ...



Chad Energy Statistics

Chad Energy. See also: Chad Electricity. Energy Consumption in Chad. Chad consumed 4,879,681,000 BTU (0.00 quadrillion BTU) of energy in 2017. This represents 0.00% of global energy consumption. Chad produced 291,532,800,000 BTU (0.29 quadrillion BTU) of

ESS



energy, covering 5,974% of its annual energy consumption needs.

Chad

In Chad, only 4% of the population has access to electricity. This goes hand-in-hand with low rates of access to basic services such as drinking water, basic sanitation and paved roads. Meanwhile, crude oil has become the country's primary source of export.



Chad: Energy Country Profile

Chad: Many of us want an overview of how much energy our country consumes, where it comes from, and if we're making progress on decarbonizing our energy mix. This page provides the data for your chosen country across all of the key ...

Chad

Energy Resources Oil Chad has the 10th largest oil reserves in Africa, estimated at 1.5 billion barrels of oil in 2013 (Table 3) (EIA, 2013). Chad started commercial oil production in 2003, when the 1,070 km Chad-Cameroon pipeline (CCP) was finished, allowing exports from the oil fields in the Doba Basin of southern Chad over/Flickr /CC BY 2.0





Chad: New EUR 28 million African Development Bank-funded solar ...

13 ????· Kevin Kariuki, Vice President of the Power, Energy, Climate, and Green Growth complex at the African Development Bank, said: "The Gassi and Lamadji solar project is a ...

Supply Chain Data Of Metworld Energy Company Profile , Trademo

Trademo collects Metworld Energy's import-export shipments data from a variety of public and private sources including Bill of Lading, Customs Declarations of several countries etc. After collecting Metworld Energy import-export transactional data, it is a standardized and normalized to build a 360-degree trade profile of the company.



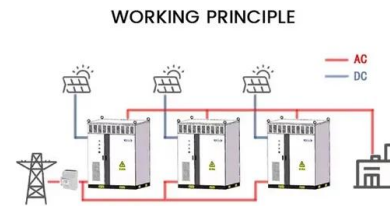
ENERGY PROFILE Chad

ENERGY PROFILE Total Energy Supply (TES) 2016 2021 Non-renewable (TJ) 19 648 29 875 Renewable (TJ) 71 857 76 974 Energy self-sufficiency (%) 379 336 Chad COUNTRY INDICATORS AND SDGS TOTAL ENERGY SUPPLY (TES) Total energy supply in 2021 Renewable energy supply in 2021 28% 72% Oil Gas Nuclear Coal + others

Project Appraisal Document (PAD)

REPUBLIC OF CHAD . FOR A . CHAD ENERGY ACCESS SCALE UP PROJECT . March 3, 2022 .

Energy and Extractives Global Practice . Western and Central Africa Region . This document has a restricted distribution and may be used by recipients only in the performance of their official duties. Its contents may not otherwise be disclosed without World ...



(No) Power to the People: Oil and the Politics of Energy Access in Chad ...

The core reason for these failures in widening energy access is political in nature. While protracted insurgencies and Chad's daunting geography have deterred some investors and increased the costs for government and external partners to deal with energy poverty, Chad's rulers are simply unwilling to make this a priority.

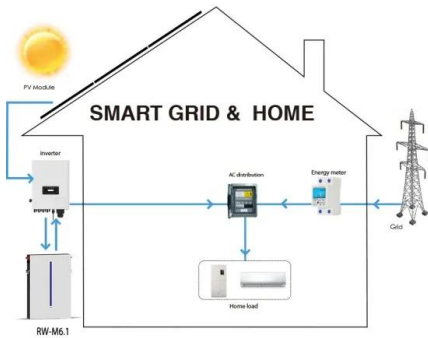
ENERGY PROFILE Chad

developing areas. Energy self-sufficiency has been defined as total primary energy production divided by total primary energy supply. Energy trade includes all commodities in Chapter 27 of the Harmonised System (HS). Capacity utilisation is calculated as annual generation divided by year-end capacity x 8,760h/year. Avoided



World Energy Council , World Energy Council

the energy sector. In August 2018, energy players agreed on a strategy for the energy sector. By 2030, Chad expects to achieve an electricity access rate of 53% throughout the



country and 20% in rural areas. The share of renewable energies should also increase to 20% of the energy mix. The country's energy strategy includes legislative measures

Chad: World Bank considers \$280m access project , African Energy

The World Bank Group (WBG) is considering an International Development Association (IDA) grant worth \$280m for the Chad Energy Access Scale Up Project. The transaction is expected to be submitted to the board in December. The project proposes a three-phase approach. The first phase covers rehabilitation and expansion of existing mini-grids and ...



Chad Energy Profile

Chad Total Primary Energy Production, Consumption, Energy Intensity 1980-2012, Chad Electricity Net Consumption (Billion KWh), Chad Electricity Net Generation (Billion KWh), Chad Electricity Consumption, Export & Import 1980-2013, Chad Crude Oil and Petroleum Products Import and Export 1986-2012

Project Information Document (PID)

Chad is a global outlier in terms of energy access. Despite the endowment of fossil fuels and excellent solar resources, Chad has among the lowest electricity access rates in the world at

6.4 percent (against a Sub-Saharan Africa average of 48 percent). Lack of electricity undermined the prospects of



Ravikant Parashar

Country Head at Metworld DMCC · Experienced Commercial Manager with a demonstrated history of working in the import and export industry. Skilled in Negotiation, Business Planning, Operations Management, Management, and Strategic Planning. · Experience: Metworld DMCC · Education: Alliance francaise · Location: Burkina Faso · 105 connections on LinkedIn. View ...

Chad: CO2 Country Profile

CO 2 emissions are dominated by the burning of fossil fuels for energy production, and industrial production of materials such as cement.. What is the contribution of each fuel source to the country's CO 2 emissions?. This interactive chart shows the breakdown of annual CO 2 emissions by source: either coal, oil, gas, cement production or gas flaring. This breakdown is strongly ...

FLEXIBLE SETTING OF MULTIPLE WORKING MODES



Contact Us

For catalog requests, pricing, or partnerships, please visit:
<https://www.ssab-proiect.eu>